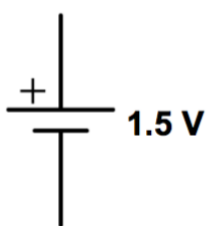



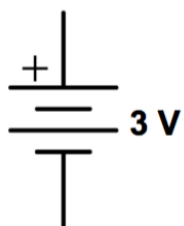
Glossary:



LIGHT BULB

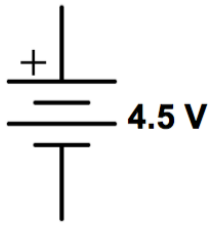


BATTERY

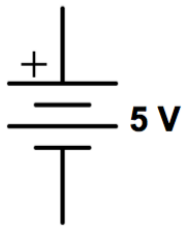


**TWO BATTERIES
IN SERIES**

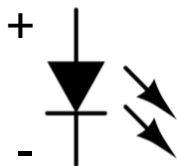




**THREE BATTERIES
IN SERIES**



5V POWER SUPPLY



**LIGHT EMITTING DIODE
(LED)**






RESISTOR

two different amounts of resistance
(encoded in stripes)

from two different manufacturers
(paint color)

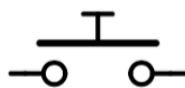



BREADBOARD

Just a bunch of springy wires.

Push wires into the holes on the front
and the springy wires grab them to
make contact.

Look on the back to see how the hole
pattern is connected.



PUSH BUTTON SWITCH

